

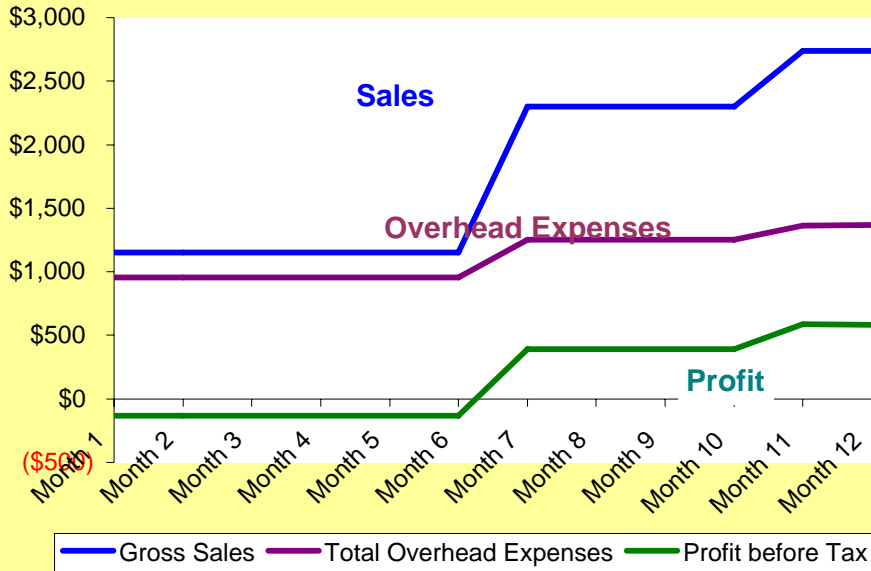
Anna's Native Arts
Consolidated Budget for 2005
 ****Without Start-up Funding****



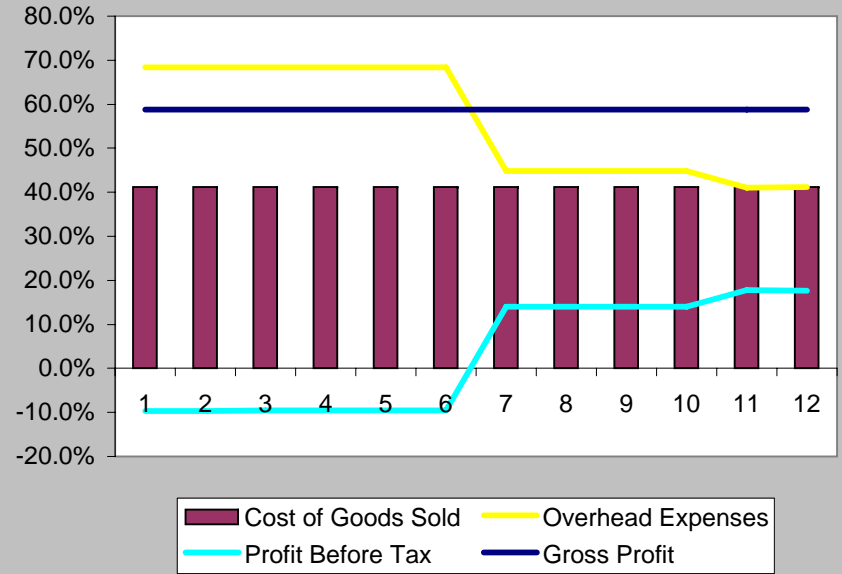
	Month 1	Month 2	Month 3	Month 4	Month 5	Month 6	Month 7	Month 8	Month 9	Month 10	Month 11	Month 12	Total
Gross Sales	1,150	1,150	1,150	1,150	1,150	1,150	2,300	2,300	2,300	2,300	2,738	2,738	21,576
- Discounts													0
Shipping Charges	246	246	246	246	246	246	491	491	491	491	585	585	
- Returns													0
Net Sales	1,396	1,396	1,396	1,396	1,396	1,396	2,791	2,791	2,791	2,791	3,323	3,323	21,576
Cost of Goods Sold													
- Labor													0
- Materials	575	575	575	575	575	575	1,150	1,150	1,150	1,150	1,369	1,369	10,788
- Overhead													0
Total Cost of Goods Sold	575	575	575	575	575	575	1,150	1,150	1,150	1,150	1,369	1,369	10,788
Gross Profit	821	821	821	821	821	821	1,641	1,641	1,641	1,641	1,954	1,954	15,398
<i>Gross Profit Percent</i>	<i>58.8%</i>	<i>58.8%</i>	<i>58.8%</i>	<i>58.8%</i>	<i>58.8%</i>	<i>58.8%</i>	<i>58.8%</i>	<i>58.8%</i>	<i>58.8%</i>	<i>58.8%</i>	<i>58.8%</i>	<i>58.8%</i>	<i>71.4%</i>
Overhead Expenses													
- Salaries & Wages													0
- Overtime													0
- Employer Taxes													0
- Employee Benefits													0
Total Staffing Expenses	0	0	0	0	0	0	0	0	0	0	0	0	0
Accounting Fees	50	50	50	50	50	50	50	50	50	50	50	50	600
Advertising													0
Auto Expenses	167	167	167	167	167	167	167	167	167	167	167	163	2,000
Bank Fees													0
Computer Expenses	208	208	208	208	208	208	208	208	208	208	208	212	2,500
Equipment	25	25	25	25	25	25	25	25	25	25	25	25	300
Insurance													0
Internet Services	75	75	75	75	75	75	75	75	75	75	75	75	900
Legal Fees													0
Marketing Expenses													0
Meals & Entertainment													0
Office Supplies	8	8	8	8	8	8	8	8	8	8	8	12	100
Phone													0
Freight	204	204	204	204	204	204	407	407	407	407	485	485	3,822
Rent													0
Sales Commissions	93	93	93	93	93	93	186	186	186	186	222	222	1,746
Sales Expenses													0
Travel													0
Utilities													0
Consultants	125	125	125	125	125	125	125	125	125	125	125	125	1,500
Subtotal - Nonstaff Exp.	955	955	955	955	955	955	1,251	1,251	1,251	1,251	1,365	1,369	13,468
Total Overhead Expenses	955	955	955	955	955	955	1,251	1,251	1,251	1,251	1,365	1,369	13,468
Profit before Tax	(134)	(134)	(134)	(134)	(134)	(134)	390	390	390	390	589	585	1,930
<i>Profit before Tax Percent</i>	<i>-9.6%</i>	<i>-9.6%</i>	<i>-9.6%</i>	<i>-9.6%</i>	<i>-9.6%</i>	<i>-9.6%</i>	<i>14.0%</i>	<i>14.0%</i>	<i>14.0%</i>	<i>14.0%</i>	<i>17.7%</i>	<i>17.6%</i>	<i>8.9%</i>

**Anna's Native Arts
Consolidated Budget for 2005
****Without Start-up Funding******

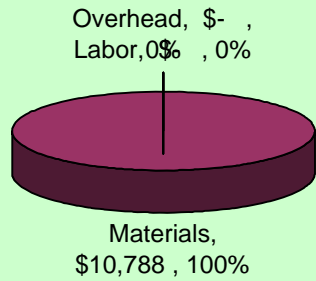
Sales, Overhead & Profit before Tax



Key Financial Percentages



Cost of Goods Sold



■ Labor ■ Materials □ Overhead

Sales & Profit by Quarter

